

## HOW TO

 20mins

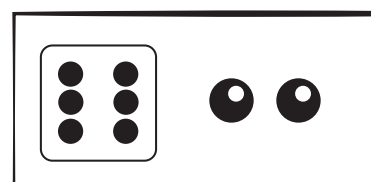


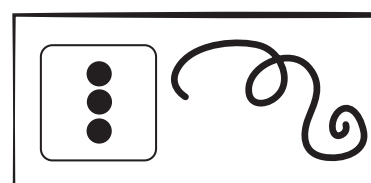
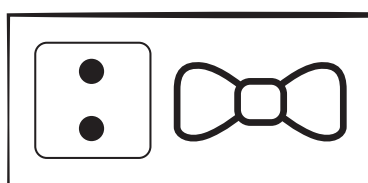
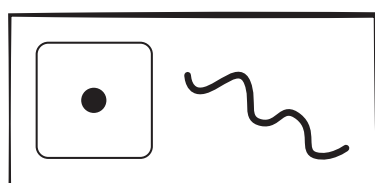


## YOU WILL NEED

- ☒ Dice
- ☒ Pencil
- ☒ Colouring Pencils
- ☒ Printout of Gingerbread Man

Do you know how to play **beetle drive**? It's a simple children's game using a dice, great for practising turn taking, following instructions, fair play, and for number recognition too. Play along with the Gingerbread Man.

**How to play:** The object of the game is to take turns rolling the dice and get the numbers you need to complete a picture of The Gingerbread Man. Each number of the dice corresponds to a different part of the body:



Roll the dice and see what number you get, then draw the body part onto the printable Gingerbread Man.

If you roll a number you have already used in your picture, you have to miss a go, unless you roll number 1 as you will need this at least 4 times.

The winner is the first person to complete The Gingerbread Man. I'm sure you can think of a good prize!

# Roll A Gingerbread Man

